

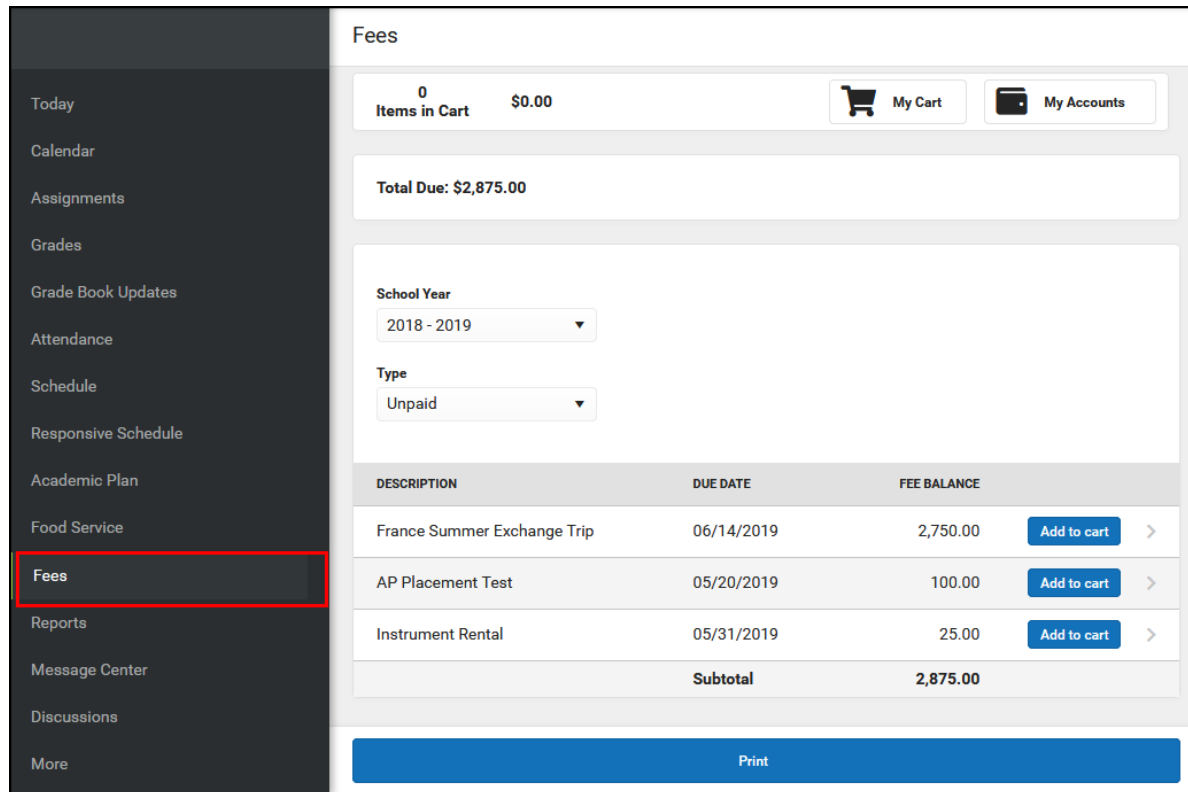
Fees (My Cart)

[Where do I go to view and pay fees?](#) | [Pay a Fee](#)

The **Fees** tool provides a list of all fees assigned to you. Fees may include things like a lab fee for a science course, a fee for a field trip or the cost of an athletic activity. Fees that are still owed and fees that were paid appear in this list, followed by the ongoing balance for all fees.

Where do I go to view and pay fees?

The Fees tool is available in the outline on the left.



The screenshot shows the 'Fees' tool interface. On the left is a navigation menu with 'Fees' highlighted. The main content area shows '0 Items in Cart' for '\$0.00' and a 'Total Due: \$2,875.00'. Below this are filters for 'School Year' (2018 - 2019) and 'Type' (Unpaid). A table lists the following fees:

DESCRIPTION	DUE DATE	FEE BALANCE	
France Summer Exchange Trip	06/14/2019	2,750.00	Add to cart >
AP Placement Test	05/20/2019	100.00	Add to cart >
Instrument Rental	05/31/2019	25.00	Add to cart >
Subtotal		2,875.00	

A 'Print' button is located at the bottom of the interface.

How do I Pay a Fee?

The option to pay fees (Add to Cart) does not display for everyone. This option is only available if your school uses this feature.

1. Select **Fees**.
2. Select **Add to Cart** next to the Fee you want to pay.
3. Select **My Cart**.
4. Select the **Payment Method** you want to use and enter an **Email Address for Receipt** (*optional*).
5. Select **Submit Payment**.

Need more information?

See the following [Pay a Fee](#) section for more detailed information.

How do I find unpaid fees?

Select *Unpaid* in the **Type** dropdown list.

The screenshot shows a 'Fees' summary page. At the top, it says 'Total Due: \$2,875.00'. Below this, there are two dropdown menus: 'School Year' set to '2018 - 2019' and 'Type' set to 'Unpaid'. The 'Type' dropdown is highlighted with a red box.

How do I find fees I already paid?

Select *Paid* in the **Type** dropdown list.

The screenshot shows the 'Fees' page with 'Total Due: \$2,875.00'. The 'School Year' dropdown is set to '2018 - 2019' and the 'Type' dropdown is set to 'Paid'. The 'Type' dropdown is highlighted with a red box.

How do I pay Optional Fees?

Optional fees are fees that are not assigned to you directly. This could be things like parking stickers, donations to the school, school supplies, etc. Optional Fees are paid using the Optional Payments tool. See the [Optional Payments](#) article for more information.

Fees that are partially paid do not display when **Paid** is selected. Instead, select **Unpaid** and click the arrow next to the partially paid Fee to see the paid amount.

Show Me...

The screenshot shows the 'Fees' page with 'Total Due: \$2,625.00'. The 'Type' dropdown is set to 'Unpaid'. A table on the right shows the 'France Summer Exchange Trip' with a payment of \$250.00 on 06/15/2019. The 'Add to cart' button for the 'France Summer Exchange Trip' fee is highlighted with a red box.

DESCRIPTION	DATE	AMOUNT
France Summer Exchange Trip	05/14/2019	2,750.00
Payment	06/15/2019	-250.00

The [Payment History](#) tool is a good place to review all payments you have made including payments for Fees.

Pay a Fee

The option to pay fees (Add to Cart) does not display for everyone. This option is only available if your school uses this feature.

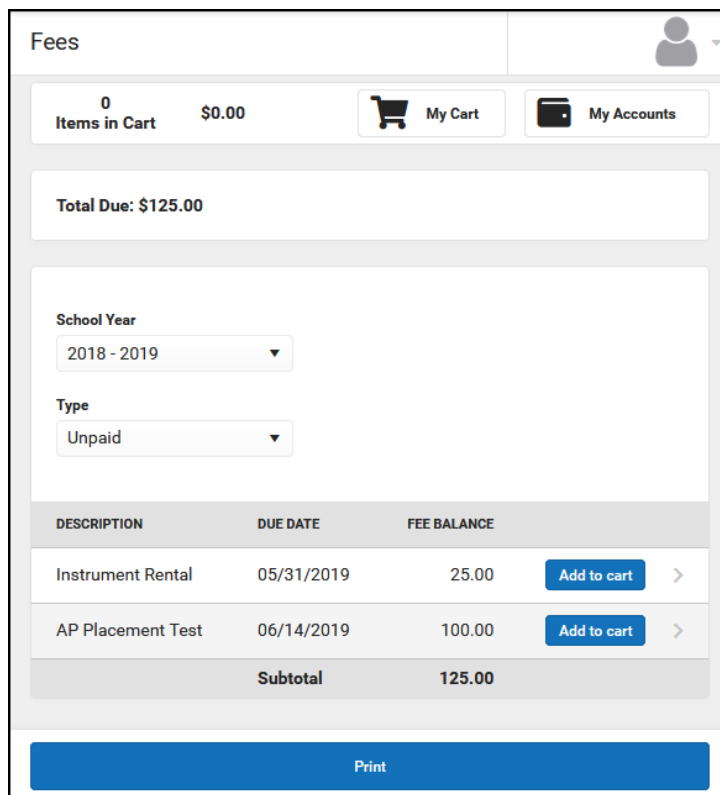
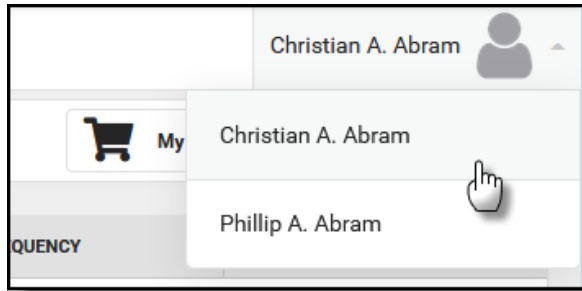
Step **Action**

1 **Select Fees.**

Result

The Fees screen displays and automatically displays any unpaid fees for the current school year.

If you are using Campus Parent and have access to multiple students, be sure to select the correct student in the student dropdown list displayed in the top right corner.



2 Select **Add to cart** next to the Fee you want to pay.

Result

Campus puts the Fee in your cart and updates the total items and cost.

You can add additional Fees before checking out. You can also add Food Service payments and Optional Fees before checking out.

1
 Items in Cart \$25.00

My Cart

My Accounts

Total Due: \$125.00

School Year

Type

DESCRIPTION	DUE DATE	FEE BALANCE	
Instrument Rental	05/31/2019	25.00	<div style="border: 2px solid red; border-radius: 10px; padding: 2px 10px;">IN CART</div>
AP Placement Test	06/14/2019	100.00	<div style="background-color: #007bff; color: white; padding: 2px 10px; border-radius: 5px;">Add to cart</div>
Subtotal		125.00	

3

Select My Cart

Result



The **Checkout** screen displays. All items added to your cart display. You can click the **Remove** button if you do not want to pay for an item at this time.

Tip: Partial Payments

If your district allows you to partially pay a fee, you can change how much you want to pay in the **Amount** field.

FEE	AMOUNT	
France Summer Exchange Trip	<div style="border: 2px solid red; padding: 2px 10px;">\$500.00</div>	<div style="background-color: #f0f0f0; padding: 2px 10px; border-radius: 5px;">Remove</div>

< Back | Checkout

2
Items in Cart \$125.00  My Cart  My Accounts

Thank you for your payment!

NAME	FEE	AMOUNT	
Abram, Phillip	Instrument Rental	\$25.00	Remove
Abram, Phillip	AP Placement Test	\$100.00	Remove

Subtotal: \$125.00
Service Fee: \$2.00
Total: \$127.00

Payment Method

DISCOVER DISC

echeck CHECK

[Add Payment Method](#)

Email Address for Receipt

[Submit Payment](#)

4 Select the **Payment Method** you want to use and enter an **Email Address for Receipt** (*optional*).

Click the **Add Payment Method** button if the card or account you want to use is not set up. This option allows you to enter a new Payment Method then returns you to this screen.

Payment Method

DISCOVER DISC

echeck CHECK

Email Address for Receipt

5

Select .

Result


A confirmation message displays. Click **OK**. The Receipt screen displays.

Click the **Print** button to print a copy of the receipt.

Receipt

0
Items in Cart \$0.00

 My Cart

 My Accounts

Thank you for your online payment


Date: 05/15/2019 11:55 am Reference #: 313358831673624448

Thank you for using our online payment system.

NAME	FEE	AMOUNT
Abram, Phillip	Instrument Rental	\$25.00
Abram, Phillip	AP Placement Test	\$100.00

Service Fee: \$2.00

Total: \$127.00

Payment Method  : CHECK

Email Address for Receipt:

Print